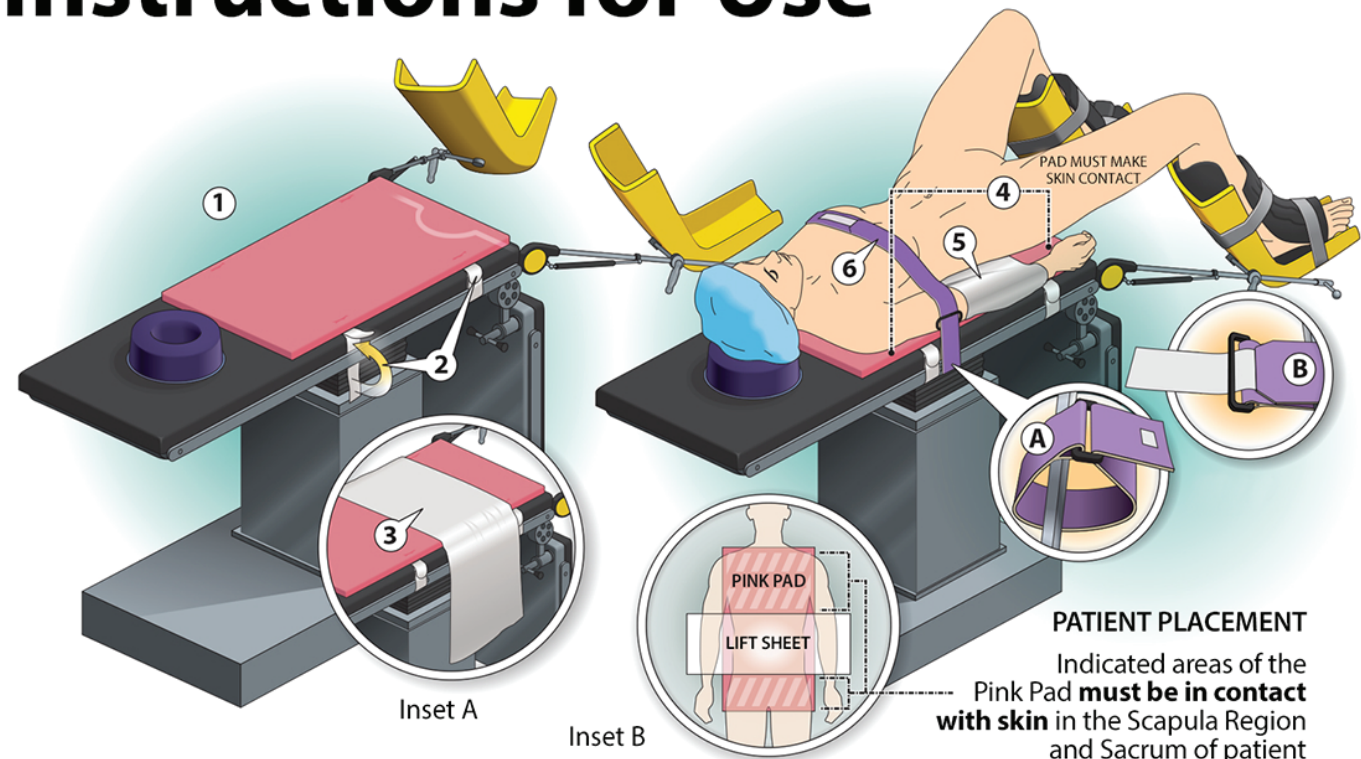


Instructions for Use



1. Place The Pink Pad at the very edge of the middle table segment nearest the perineal cutout, positioning the white Velcro straps on the underside of The Pink Pad in contact with the table pad surface. The "This Side Up" tags should be facing upward.
2. Attach the white Velcro straps to the surgical bed rails by looping under the rail, as shown, and affixing the ends of the Velcro to each other.
3. Lay the lift sheet over the pad, centered between the Velcro straps as shown (Inset A). The lift sheet should cover only the portion of the pad that will be addressing the small of the patient's back — below the Scapula Region and above the Sacrum.
4. Follow hospital protocol for intubation. Then properly position patient on pad.
IMPORTANT— Position patient so that the shoulders do not extend past the edge of the pad.
IMPORTANT— The skin of the Scapula Region and Sacrum must contact the pad surface (Inset B). Utilize the included lift sheet to carefully lift the patient up and off the pad to reposition as needed for safe and proper application of stirrups. Do not drag patient on pad. Make sure pad remains completely flat at all times.
5. Tuck arms as shown or per hospital positioning protocol.
6. Attach the body strap as follows:
 - A. Place the strap component with the small Velcro square around the table's accessory rail and through strap buckle.
 - B. Repeat the above step on the other side of the table with the remaining strap component with the Velcro's hook side facing downward. Join the straps together.

ATTENTION:

1. Before using The Pink Pad, ensure that the O.R. table pad is securely affixed to the O.R. table.
2. Be sure to follow your facility's policies and guidelines for frequency of patient monitoring. Check for skin integrity and proper circulation. Product is to be used by a licensed medical professional only.
3. Handling & Storage: During ALL handling and storage, assure that the pad is flat. Do not roll or fold the pad.

BIG GREEN
SURGICAL COMPANY

46 Albert Street
Preston VIC 3072

Phone 1300 244 473

Fax 03 8470 5490

AUS: 1300 244 473

NZ: 0800 424 769

www.biggreen.com.au

customerservice@biggreen.com.au

The Pink Pad XL®

Advanced Trendelenburg Positioning System

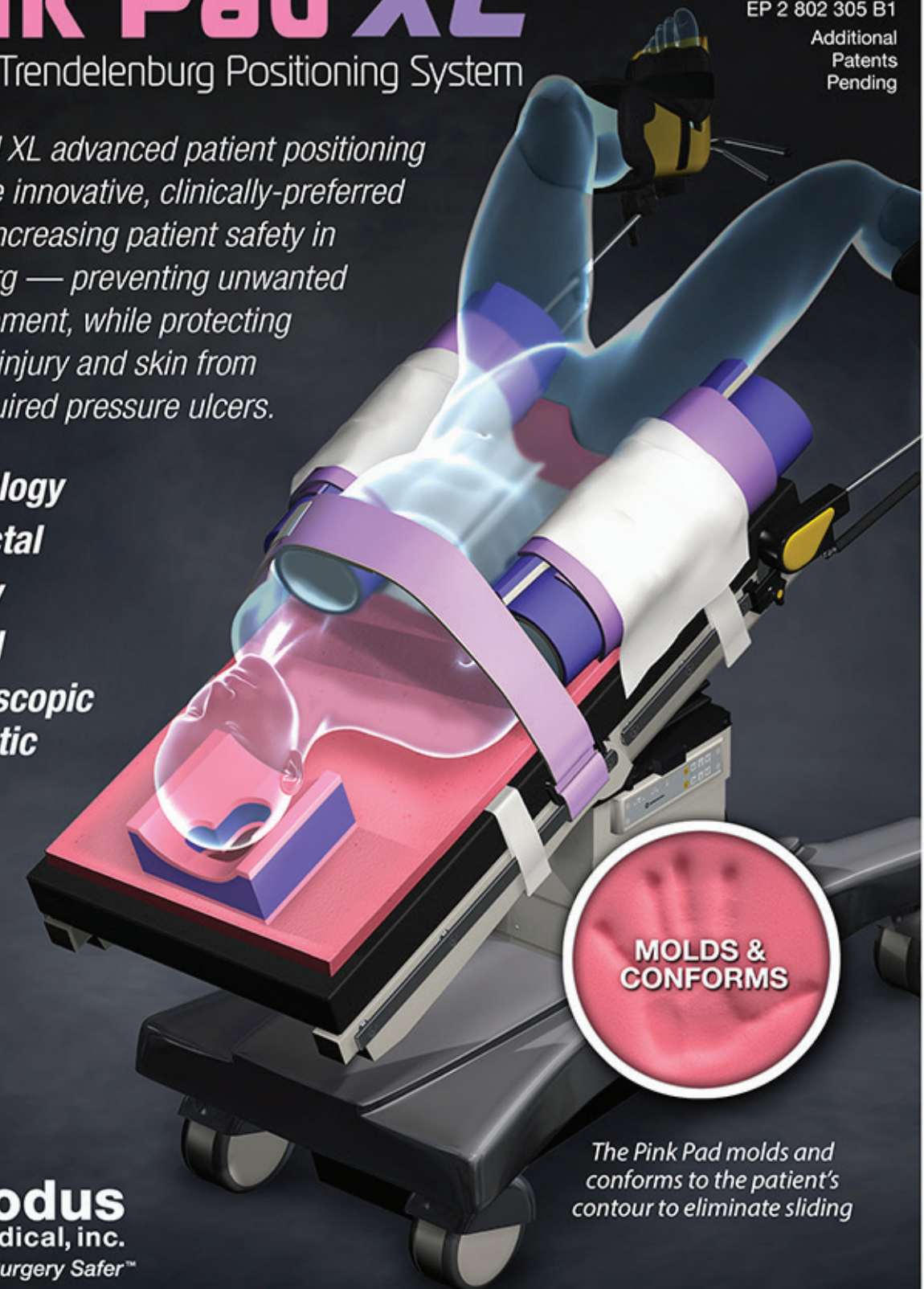
U.S. Patents
8,464,720; 8,511,314; 9,161,876
9,750,656; 9,782,287

European Patents
EP 2 802 305 B1

Additional
Patents
Pending

The Pink Pad XL advanced patient positioning system is the innovative, clinically-preferred product for increasing patient safety in Trendelenburg — preventing unwanted patient movement, while protecting nerves from injury and skin from hospital-acquired pressure ulcers.

- Gynecology
- Colorectal
- Urology
- General
- Laparoscopic & Robotic



The Pink Pad molds and conforms to the patient's contour to eliminate sliding

xodus
medical, inc.
Making Surgery Safer™

Pittsburgh, PA USA • Tel: 724-337-5500 • Fax: 724-337-0555
xodusmedical.com • info@xodusmedical.com

CE ISO 13485 CERTIFIED
FDA REGISTERED

latex free MADE IN THE USA

LITBRPP005 REV 7 10/20/17

Maximizing Safety in Trendelenburg

The Pink Pad XL is an advanced Trendelenburg positioning system so innovative, that it holds three patents. This clinically-preferred system eliminates patient sliding, while protecting skin and nerves from injury. The Pink Pad XL places no pressure on the head, neck or shoulders, eliminating the risk of injury to brachial plexus nerves. The material of the Pink Pad has been specially-developed for direct skin contact and is what gives the Pink Pad its unique properties. It molds and conforms to the patient's contour to prevent unwanted patient movement.

This breathable, skin-friendly material also eliminates the risk of hospital-acquired pressure ulcers (HAPUs). This second-generation Pink Pad features greater surface area for increased skin contact, as well as a perineal cutout for better access to the surgical site.

Like the original, The Pink Pad XL provides superior performance in high-BMI cases, and its single-use design minimizes cross-contamination risks. With a set-up time of under a minute, the Pink Pad family of products is also friendly to the bottom line, saving valuable OR time in set-up and room turnover.

The material difference

The patented material of the Pink Pad XL was developed and refined over a period of years, specifically for the purpose of enhancing patient safety in Trendelenburg by preventing sliding. It is this unique material that provides the Pink Pad its holding power. It offers unparalleled softness that leaves no post-operative skin redness. These material properties are the reason the Pink Pad is the clinically-preferred choice in top hospitals throughout the world.

Increase Safety with the Pink Pad XL

Prevents patient sliding

The advanced material of the Pink Pad molds and conforms to greatly enhance patient safety, ensuring better surgical outcomes. Eliminating patient sliding helps hospitals to comply with CMS guidelines for avoiding positioning related injuries categorized as Never Events.



Reduces risk of HAPUs

The patented, skin-friendly material was created specifically for direct contact with the skin. The open-cell design is breathable and wicks moisture away from the patient's skin, greatly reducing the risk of hospital-acquired pressure ulcers (HAPUs).



No brachial plexus injury

The Pink Pad places no pressure on the head, neck or shoulders, eliminating the risk of an avoidable injury to brachial plexus nerves.



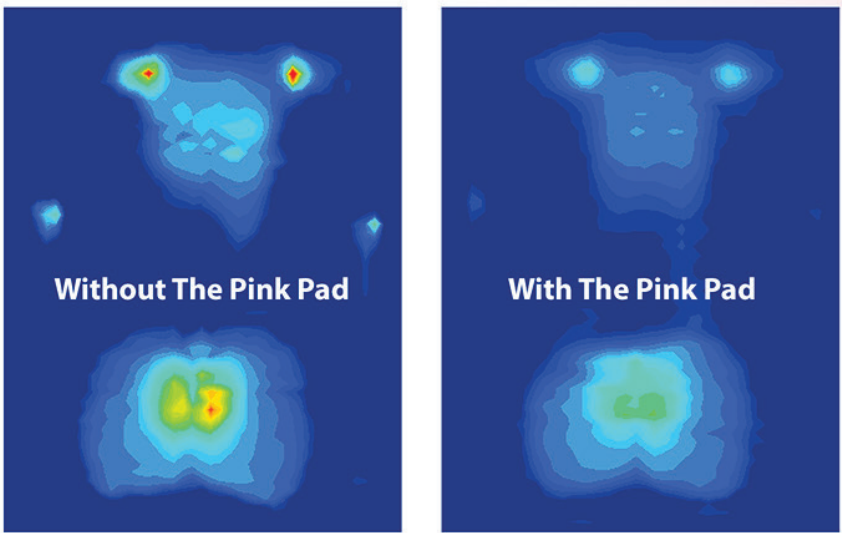
Minimizes risk of cross-contamination

The single-use design lowers risk for hospital-acquired infections (HAIs).

Standardizes preparation, saves money with reduced set-up time

- Set-up of under a minute saves time and money
 - Average O.R. Cost per hour: \$6,000
 - Pink Pad: 1 minute Cost: \$ 100
 - Other systems: up to 20 min Cost: \$2,000
 - Savings over other systems: \$1,900
- No need to reposition patient due to sliding
- Helps to create a universal standard of care

Pressure Relief: Reduced Risk of HAPUs



Images of the same 30.85 BMI subject on solid surface without and with the Pink Pad show the pressure reduction properties of the Pink Pad. Tests were conducted with an Xsensor Sensor Pad Model PX 100:48.144.02

The cost of treating hospital acquired pressure ulcers is over 1 billion dollars annually, with average increased hospital stays of 9 days and non-reimbursed treatment costs potentially exceeding \$40,000 per patient.

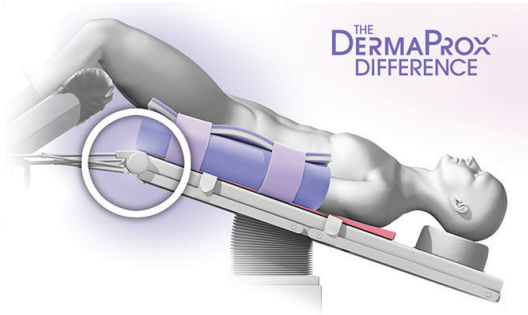
In a recent study of 15 subjects ranging from 16-54 BMI and an average BMI of 35.5, the Pink Pad provided an average **peak pressure reduction of 43%**.

The Pink Pad not only prevents patient sliding, but can greatly reduce the risk of hospital acquired pressure ulcers.

Safety at Your Fingertips

The One-Step Arm Protectors™ can help you comply with CMS Never Events for preventable injury by protecting the nerves of the arm from pressure-related injury. An inner layer of DermaProx™ safeguards the skin and soft tissue from pressure ulcer formation. Additionally, the fingers are protected from pinching or crushing during stirrup adjustments.

- The One-Step Arm Protectors provide extra protection:
- Protects from unintentional contact during robotic procedures
 - Promotes proper anatomical positioning
 - Velcro closures afford access to the pulse oximeter and IV site
 - Establishes a universal standard of care
 - Saves set-up time



Ordering Information

Catalog Number	Descriptions	Dimensions
Pink Pad		
XD40580	1 single use Pink Pad, 1 lift sheet and 1 set of single use body straps	29" x 20" x 1"
XD40581	1 single use Pink Pad, 1 lift sheet, 1 set of single-use body straps and 1 set of single-use One Step Trundelenburg Arm Protectors with DemaProx layer	29" x 20" x 1"
Pink Pad XL		
XD40583	1 single use Pink Pad XL, 1 lift sheet and 1 set of single use body straps	40" x 20" x 1"
XD40584	1 single use Pink Pad XL, 1 lift sheet, 1 set of single-use body straps and 1 set of single-use One Step Trundelenburg Arm Protectors with DemaProx layer	40" x 20" x 1"
Pink Heart Pad		
XD40598	1 single use Pink Heart Pad, 1 lift sheet and 1 set of single use body straps	72" x 20" x 1"
XD40602	1 single use Pink Hearts Pad, 1 lift sheet, 1 set of single-use body straps and 1 set of One-Step Arm Protectors with DermaProx	72" x 20" x 1"